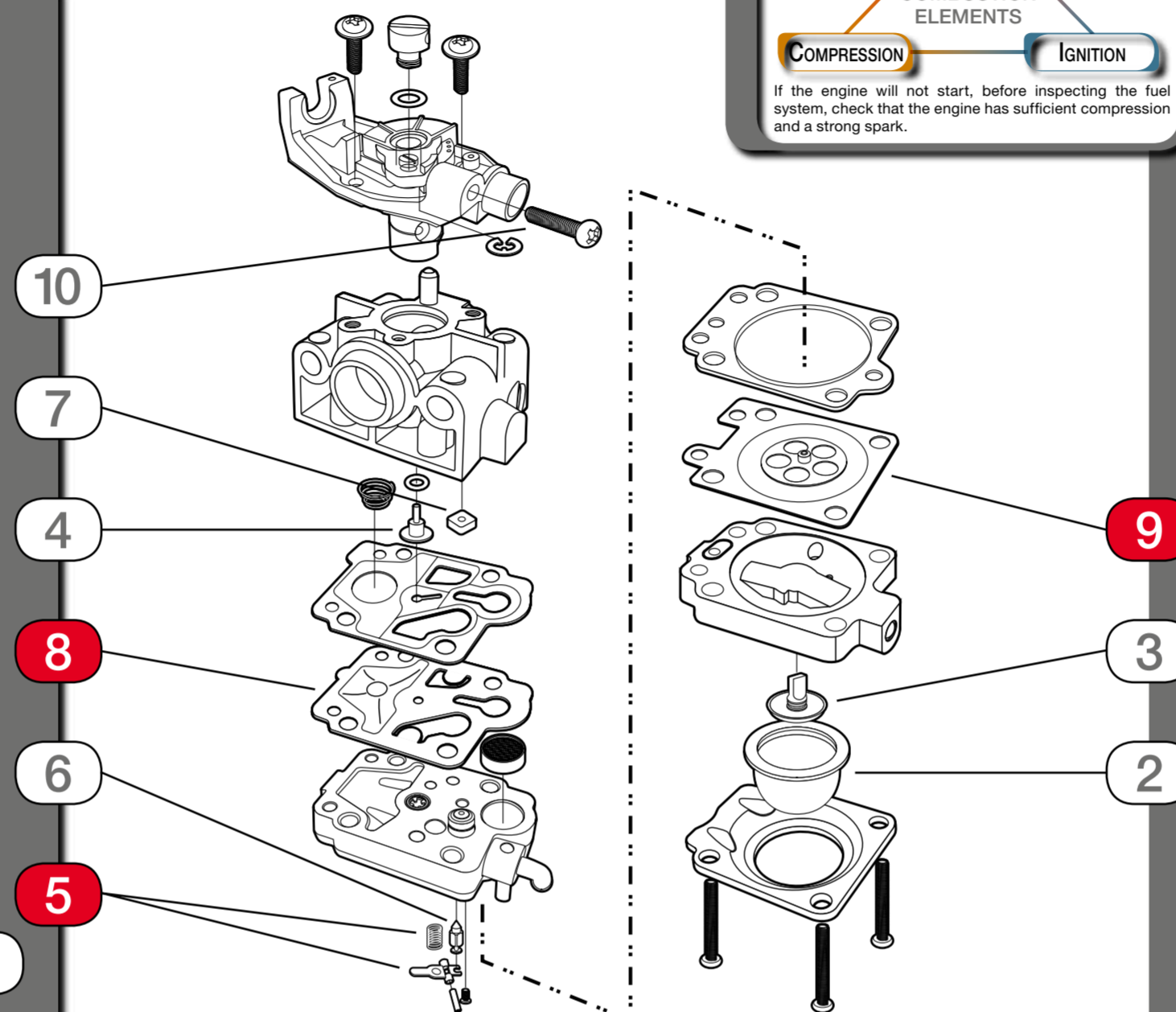
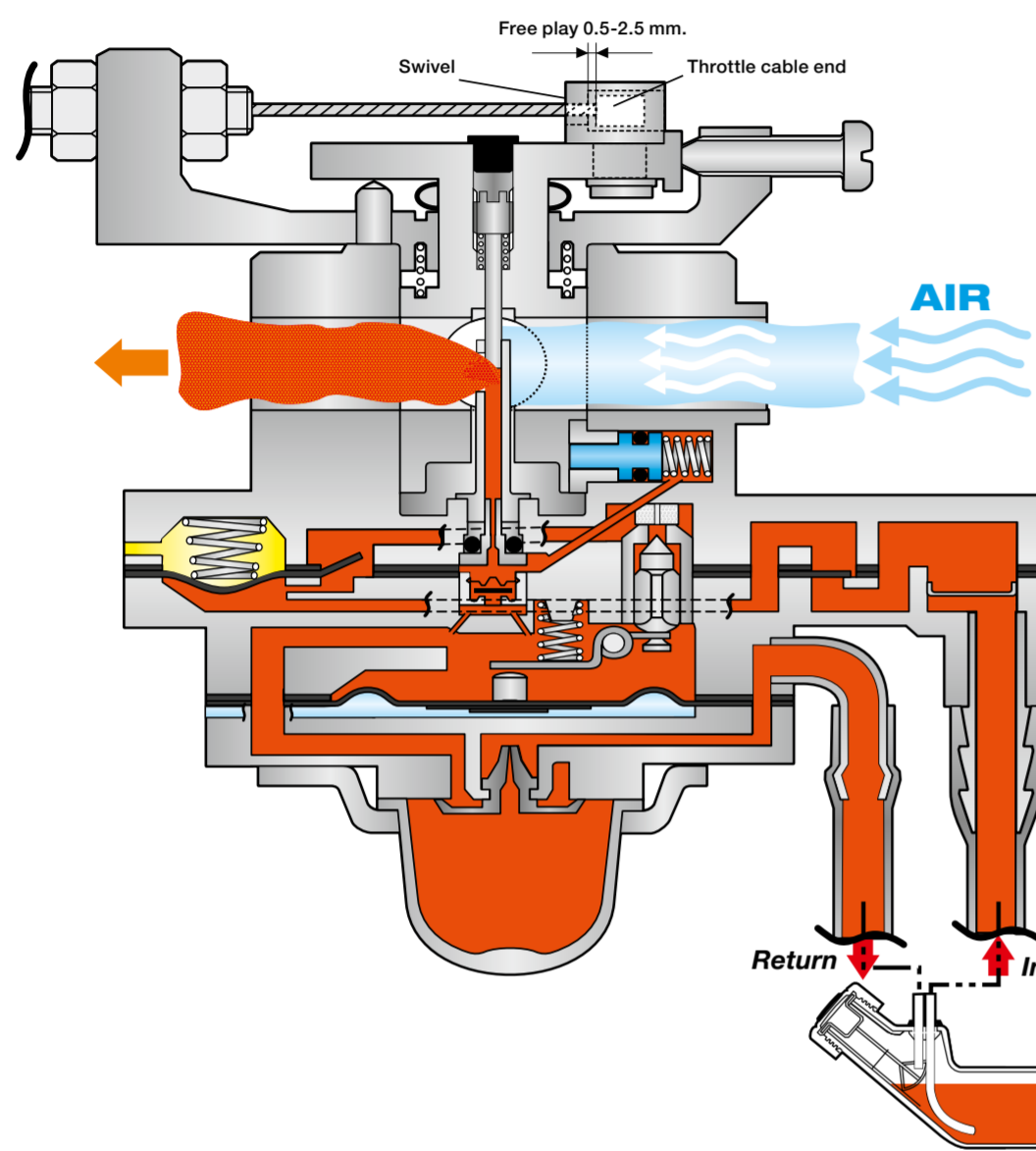
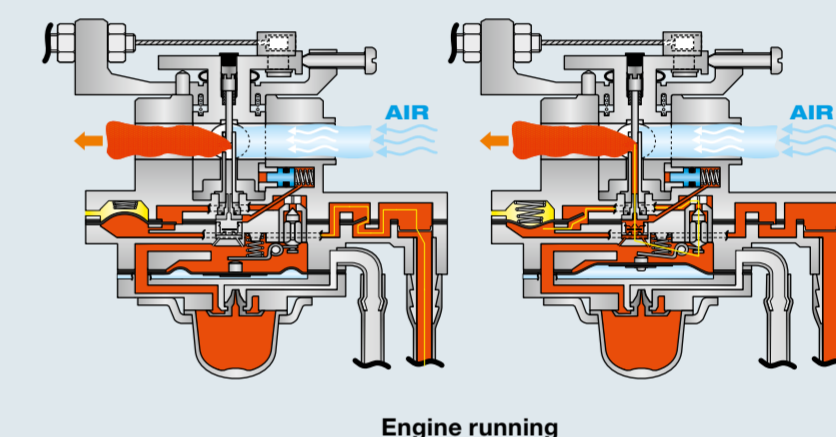
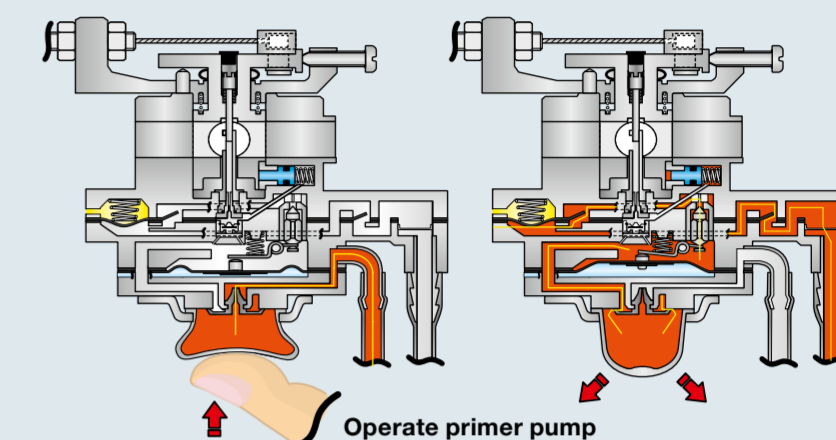


# Carburettor Check Sheet GX25 - GX35

Priority check Points : **5 8 9**

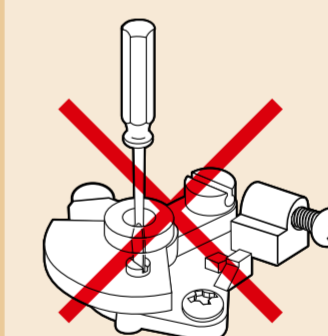


## Fuel Flow Chart

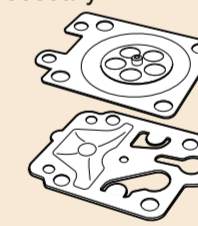


## Caution Point

Do not adjust idle needle pin during carburetor maintenance.

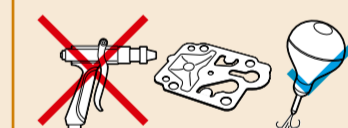


The pump and metering diaphragms are made of rubber. Rubber deteriorates over time, so check and replace these parts if necessary.



Check for cracks, holes, tears and general perishing of the rubber parts.

Do not apply high air pressure to plastic and rubber parts.

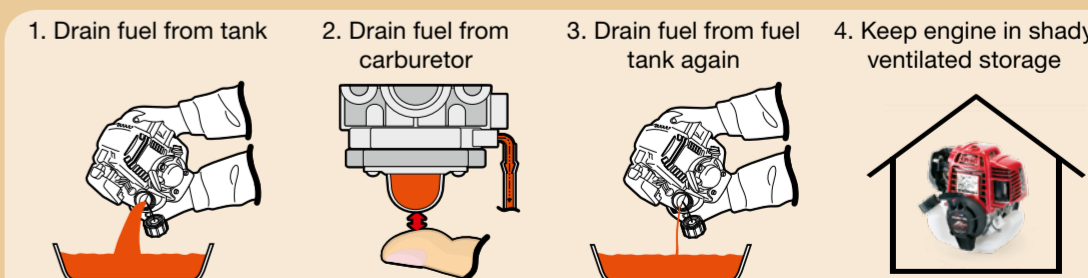


Clean with a soft brush.

## Inspection point

	1	2	3	4	5	6	7	8	9	10	11
	Fuel filter	Primer pump	Combination valve	Main jet	Metering lever	Inlet needle valve	Fuel inlet filter	Pump diaphragm	Metering diaphragm	Throttle stop screw	Shroud
Hard to prime with primer pump	<input type="radio"/>	<input type="radio"/>	<input type="radio"/>	<input type="radio"/>	<input checked="" type="radio"/>	<input type="radio"/>	<input type="radio"/>	<input checked="" type="radio"/>	<input checked="" type="radio"/>	<input type="radio"/>	<input type="radio"/>
Engine does not start	<input type="radio"/>	<input type="radio"/>	<input type="radio"/>	<input type="radio"/>	<input checked="" type="radio"/>	<input type="radio"/>	<input type="radio"/>	<input checked="" type="radio"/>	<input checked="" type="radio"/>	<input type="radio"/>	<input type="radio"/>
Idle speed is not stable	<input type="radio"/>	<input type="radio"/>	<input type="radio"/>	<input type="radio"/>	<input checked="" type="radio"/>	<input type="radio"/>	<input type="radio"/>	<input checked="" type="radio"/>	<input checked="" type="radio"/>	<input type="radio"/>	<input type="radio"/>
High speed is not stable	<input type="radio"/>	<input type="radio"/>	<input type="radio"/>	<input type="radio"/>	<input checked="" type="radio"/>	<input type="radio"/>	<input type="radio"/>	<input checked="" type="radio"/>	<input checked="" type="radio"/>	<input type="radio"/>	<input type="radio"/>
Engine does not accelerate	<input type="radio"/>	<input type="radio"/>	<input type="radio"/>	<input type="radio"/>	<input checked="" type="radio"/>	<input type="radio"/>	<input type="radio"/>	<input checked="" type="radio"/>	<input checked="" type="radio"/>	<input type="radio"/>	<input type="radio"/>
Overflow	<input type="radio"/>	<input type="radio"/>	<input type="radio"/>	<input type="radio"/>	<input checked="" type="radio"/>	<input type="radio"/>	<input type="radio"/>	<input checked="" type="radio"/>	<input checked="" type="radio"/>	<input type="radio"/>	<input type="radio"/>

## If the engine will be stored, or not used for more than 1 month, drain the fuel to prevent hard starting.



**Do not use old fuel**  
Fuel deteriorates quickly  
Old fuel makes engines very difficult to start  
Always use fresh fuel